




# UWTP 300

## WATER PROOF EXPANSION JOINT FLOOR TO FLOOR

300 mm Expansion Joint Width



Type	Joint Width A [mm]	Visible Width B [mm]	Installation Width C [mm]	Installation Height D [mm]	Total Movement [mm]	Load Capacity 
UWTP 300	300	220	620	65	100 (+50-50)	Vehicle

